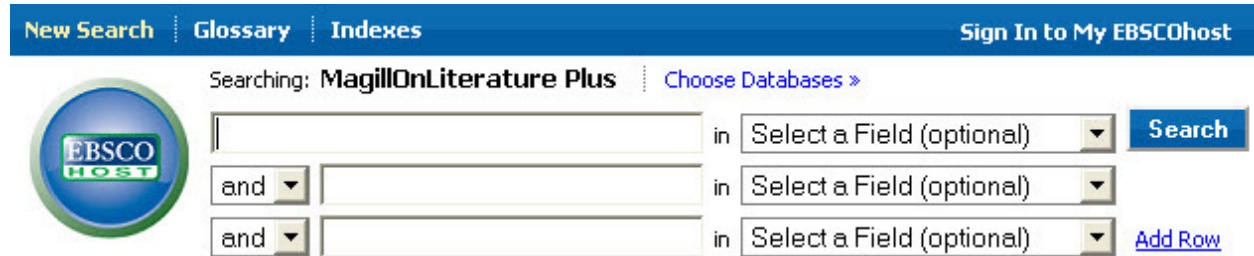


MagillOnLiterature Plus

MagillOnLiterature is a database that provides information about literature and authors.

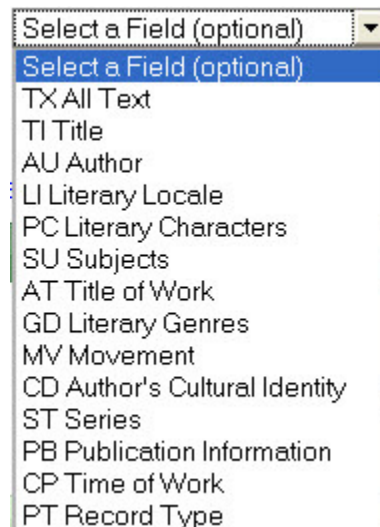
Access it from the library website.

The search screen is similar to EBSCOHost Academic Search Premier.



If you want to search for information on a particular title, type it in the search box and choose Title of Work. If you want information on a particular author, choose Author.

You will get results from a variety of different reference works, such as “Cyclopedia of Literary Characters”, Magill Book Reviews, Magill’s Survey of World Literature, and more.



1. [The Decameron](#) 
By: Giovanni Boccaccio; Cyclopedia of Literary Characters, Rev
Database: MagillOnLiterature Plus
[Add to folder](#)
[HTML Full Text](#)
2. [The Decameron](#) 
By: Giovanni Boccaccio; Magill Book Reviews (Work Analysis)
Database: MagillOnLiterature Plus
[Add to folder](#)
[HTML Full Text](#)
3. [The Decameron](#) 
By: Giovanni Boccaccio; Magill's Survey of World Literature, Re
Database: MagillOnLiterature Plus
[Add to folder](#)
[HTML Full Text](#)

All of these are available in full text online.

You will also be able to print, email or save these articles, using these icons:



When you click on an article you will first see information about the author and the work, including what literary genre(s) it belongs to and a list of subject terms. After the article there may be a bibliography and a list of related articles in this database.

On the lower half of the main search screen, there are other options for searching.

The screenshot shows the 'Search Options' and 'Limit your results' sections. Under 'Search Options', there are radio buttons for 'Boolean/Phrase', 'Find all my search terms', 'Find any of my search terms', and 'SmartText Searching'. There are also checkboxes for 'Apply related words' and 'Also search within the full text of the articles'. The 'Limit your results' section includes filters for 'Full Text', 'Author's Lifetime from', 'Author's Gender', 'Title', 'Literary Locale', 'Record Type', 'Publication Date from', 'Author', 'Images Available', 'Author's National Identity', 'Author's Cultural Identity', 'Literary Character(s)', 'Literary Genre', and 'Bibliography'. Each filter has a corresponding input field or dropdown menu.

You can combine these search options in order to identify works or authors which meet the criteria you specify. For example, to find twentieth century Canadian women writers, you could do the following:

Put Author's Lifetime as 1900 C.E. to 2000 C.E.

(Note that C.E. means "Common Era", or A.D., while B.C.E. means "Before Common Era", or B.C.)

A close-up of the 'Author's Lifetime from' filter. It shows two 'Year' input fields and two 'Era' dropdown menus. The first 'Era' dropdown is open, showing options for 'Era', 'b.c.e', and 'c.e.'. Below the input fields is an example: 'example: 400 b.c.e. to 200 c.e.'.

Choose "Female" as Author's Gender.

A close-up of the 'Author's Gender' filter. It shows a dropdown menu with 'All', 'Female', and 'Male' options. 'Female' is selected.

For Author's National Identity, write "Canada". (Note that you should write the name of the country rather than the adjective: Canada, not Canadian.)

A close-up of the 'Author's National Identity' filter. It shows a text input field with the word 'Canada' entered.

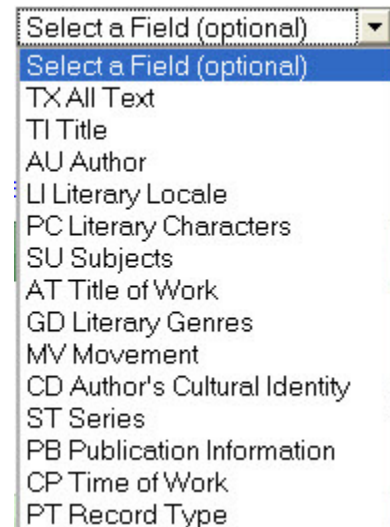
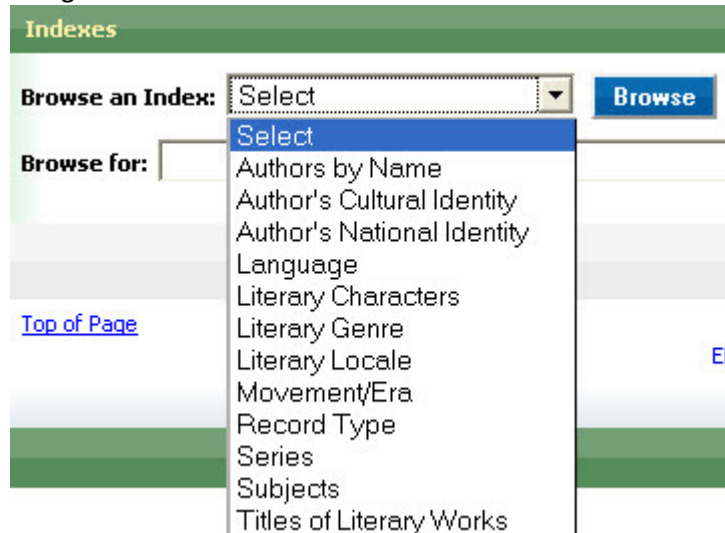
After clicking on "Search", you will then be able to find authors who are Canadian, women, and were living between 1900 and 2000. If you want to limit your results to biographical information (in other words, information about the authors rather than about the works they wrote), you could use the "Narrow your search" option to the left of the search results. Just click on

A screenshot of the 'Narrow Results by' dropdown menu. It shows a list of options: 'Source Types', 'All Results', 'Biographies', and 'Work Analyses'. 'Biographies' is highlighted.

“Biographies” and you will see only the results that give biographical information rather than work analyses.

You can also use the other search options available beside the search boxes. If you would like to know what the available options are, go to “Indexes” (at the top left). [Indexes](#)

For example, if you want to see whether “magical realism” is an option for literary genres, choose Literary Genres, then type “magical realism” and click “Browse”.



EE If you see your term on the list, you will be able to add it to your search.

MagillOnLiterature also has a glossary that you can use to get a brief definition or explanation of a literary term, movement, era, category, etc. Access it from the top left of the search screen. [Glossary](#)

Type the term in the glossary search box and click on the “Browse” button. If your term is in the glossary, you will be able to find a short definition.

